



Sealed Nozzle Elements

sealed and semi-sealed

Sealed nozzles are primarily used in confined areas where spillages can occur. A common application is on plastic moulding machines where space is restricted and leakage is frequent.

The inner windings are protected from the plastic spillage due to the design and "sealed" construction of the outer housing.

Technical Details

Sizes:	Sealed nozzle elements are supplied in any inner diameter larger than 25mm.
Standard widths:	16mm, 20mm, 25mm, 30mm, 35mm, 40mm, 45mm, 50mm, 55mm, 60mm (Semi-sealed nozzles are offered for widths greater than 60mm).
Rating:	Maximum rating is 5.5 W/cm ² up to 250°C. Calculation of maximum power (all dimensions in mm): $P_{max} \text{ (Watts)} = \text{Width} \times \text{Diameter} \times 0.17$
Note:	For diameters smaller than 25mm, power ratings above 5.5 W/cm ² or wider nozzles, please contact unitemp.


Mounting, Storage and Commissioning

Mounting: It is imperative that nozzle heaters are securely clamped onto the inner metal body to be heated. Good contact must be established between the total surface area of both the heater and metal body. On start up, the clamps should be re-tightened once the set temperature has been reached.


Storage and Commissioning: Elements are susceptible to moisture and should be stored or used in a dry environment. It is suggested that elements are gently heated after a prolonged period out of commission. This allows moisture to escape and prevents damage to the elements. For the best results, a temperature controller with "soft start" is recommended.

Standard Heating Nozzles (ex stock)


Stock Code	Diameter	Width	Watts/Volts	Cable length
UHNS3BO20Y2013A	30mm	25mm	150W/230V	1.5m
UHNS3BO30Y1027A	30mm	30mm	160W/230V	1.5m
UHNS3BO30Y3315A	30mm	40mm	200W/230V	1.5m
UHNS3BO32Y0031A	32mm	40mm	230W/230V	1.5m
UHNS3BO35Y0072A	35mm	25mm	180W/230V	1.5m
UHNS3BO35Y2014A	35mm	30mm	180W/230V	1.2m
UHNS3BO40Y2015A	40mm	25mm	180W/230V	1.5m
UHNS3BO40Y1826A	40mm	30mm	220W/230V	1.5m
UHNS3BO40Y1026A	40mm	40mm	250W/230V	1.5m
UHNS3BO40Y3242A	40mm	55mm	400W/230V	1m
UHNS3BO45Y1343A	45mm	40mm	310W/230V	1.5m
UHNS3BO45Y0886A	45mm	30mm	250W/230V	2m
UHNS3BO45Y0885A	45mm	25mm	200W/230V	1m
UHNS3BO50Y2077A	50mm	25mm	230W/230V	1.5m
UHNS3BO50Y1114A	50mm	35mm	310W/230V	1.2m
UHNS3BO55T0922A	55mm	25mm	220W/230V	2m
UHNS3BO60Y2156A	60mm	35mm	390W/230V	1.5m
UHNS3BO65Y2155A	60mm	30mm	330W/230V	1.5m
UHNS3BO65Y0046A	65mm	20mm	230W/230V	1.5m
UHNS3BO88Y0155A	89mm	45mm	730W/230V	1m
UHNS3BOBOY1226A	110mm	40mm	750W/230V	2m
UHNS3BOBOY2112A	110mm	45mm	920W/230V	0.6m




UHNS3-AO
Brass sealed nozzle with axial braided cable entry opposite the gap.



UHNS3-BO
Brass sealed nozzle with axial angled braided cable entry opposite the gap.




UHNS3-DO
Brass sealed nozzle with tangential angled braided cable entry opposite the gap.




UHNS3-RO
Brass sealed nozzle with radial braided cable entry opposite the gap.

when ordering, please specify: type: UHNS3-

Inner Diameter: _____ mm
 Width: _____ mm
 Wattage: _____ W
 Voltage: _____ V (230V std.)
 Cable Length: _____ mm (1000 std.)



UHNS3-TO
Brass sealed nozzle with tangential braided cable entry opposite the gap.



Optional Extras

For moisture proof cable sleeving, add **M** after the order code.
 For stress relief spring, add **F** after the order code.
 e.g. for the picture on the left the code would be **UHNS3-BO-MF**

For any non-standard nozzle options, e.g. thermocouple holes or stainless steel nozzles for PVC, please contact unitemp.

UHNS3-AO-

UHNS3-BO-

UHNS3-DO-

UHNS3-RO-

UHNS3-TO-

! It is imperative that nozzle heaters are securely clamped onto the inner metal body to be heated. Good contact must be established between the total surface area of both the heater and metal body.

unitemp reserves the right to make any kind of design or functional modification without prior notice.